






Candidate: **Betty Penske**
Assessment: Information Technology Project Manager (Spanish)
Completed: May 19, 2024
Prepared for: Susan Bookman
HR Avatar Data Collection Account

















Test Results and Interview Guide


The Information Technology Project Manager (Spanish) assessment measures key factors related to high performance and tenure in this job. Attribute types measured vary by test, but can include cognitive ability, skills, knowledge, personality characteristics, emotional intelligence, and past behavioral history. This report includes a one page summary, followed by detailed results with an embedded interview guide. Note that these results should always be used as a part of a balanced candidate selection process that includes independent evaluation steps, such as interviews and reference checks.

Overall

| Candidate | Score | Interpretation |
|--|-------|--|
| <div>Betty Penske</div> <div>bettypenske@yourcompany.org</div> <div>Information Technology Project Manager (Spanish)</div> <div>May 19, 2024</div> <div>Summary: Moderate to High Performance Potential</div> <div>Potential Risk Areas<ul style="list-style-type: none">Low corporate citizenship score could indicate potential for questionable behavior.</div> | 71 | <div></div> <div><div>Key</div><div> Candidate Score</div><div> Higher Risk</div><div> Lower Risk</div><div> Custom Baseline (Optional)</div></div> |


Competency Summary

| Competency | Score | Interpretation |
|--|-------|--|
| Cognitive Abilities (relates to job performance, problem-solving, ability to learn, etc.) | | |
| Attention to Detail | 65 |  |
| Analytical Thinking | 70 |  |
| Skills/Knowledge (relates to immediate readiness) | | |
| Project Management Fundamentals | 64 |  |
| Writing | 68 |  |
| Personality Characteristics (relates to fit with the job/team environment) | | |
| Adaptable | 81 |  |
| Seeks Perfection | 77 |  |
| Corporate Citizenship | 10 |  |
| Competitive | 63 |  |
| Develops Relationships | 66 |  |
| Enjoys Problem-Solving | 84 |  |
| Expressive and Outgoing | 71 |  |
| Innovative and Creative | 89 |  |
| Exhibits a Positive Work Attitude | 66 |  |
| Needs Structure | 97 |  |
| Behavioral History (relates to performance and turnover) | | |
| History Survey - Performance | 97 |  |
| History Survey - Tenure | 69 |  |
| Emotional Intelligence (relates to situational judgment, performance and teamwork) | | |



Comparison

Percentile scores indicate how the candidate compares to other test-takers within various groups. The candidate scored equal to or better than the fraction of test-takers indicated by the percentile.



Importance to Job ↑

Assessment Overview

This assessment provides scores for a number of important factors and competencies that are related to success on the job. Scores are presented based on their potential impact on job performance.

Scores are presented individually on a scale of 0-100. In most cases, including the overall score, higher scores represent higher expected job performance. However, for some competencies, either extreme low or extreme high scores indicate a risk of lower performance. Refer to the interpretation section of each competency for additional information.

Individual competency scores are also combined into a single overall score. Please note that individual competencies are weighted differently, depending on their type, and on fine adjustments based on data from the US Government's Occupational Data Network (O*Net).

Each competency measured includes one or more suggested interview questions, in an easy-to-use format. These questions should be used for additional probing, especially when the score shows an area of relative weakness.

Some of the competencies measured evaluate preferences for doing (or not doing) specific activities. Scores for these competencies can be used to evaluate job-fit.

We wish to emphasize that the data contained in this report should be used as part of a comprehensive process for evaluating job candidates. Additional data should include in-person interviews, job tryouts, resume review, and background checks.

Detail

Candidate: Betty Penske, bettypenske@yourcompany.org

Assessment: Information Technology Project Manager (Spanish)

Authorized: May 19, 2024, by Susan Bookman, HR Avatar Data Collection Account, sue.bookman@richardson.biz

Started: May 18, 2024, 7:09:03PM EST







Completed: May 18, 2024, 7:09:03PM EST

Overall Score: 71

Cognitive Abilities Detail







This section contains a list of job-related cognitive abilities that have been evaluated in a job-like context using HR Avatar's simulation technology. Studies have demonstrated that cognitive abilities are highly correlated with job performance for many jobs. Abilities also correlate with problem-solving and the ability to learn quickly.


| Detail | Interview Guide |
|---|--|
| <div><p>Attention to Detail</p><p>Score: 65</p><div><div></div></div><p><i>Description:</i></p><p>This scale represents thoroughness, accuracy, and being concerned for all areas involved no matter how insignificant. Individuals who demonstrate high Attention to Detail produce work products that are consistently accurate and require little checking. They rarely forget schedule commitments or overlook even the smallest details.</p><p><i>Interpretation:</i></p><p>Strong scores in this area correlate with above average performance for many jobs.</p><p>Usually able to achieve a high degree of thoroughness and accuracy in a work task. Concerned for most areas involved. Requires only occasional oversight and checking.</p></div> | <div><p>Deme un ejemplo de alguna ocasión en que haya descubierto un error que se pasó por alto, ya sea por usted mismo o por alguna otra persona que estaba trabajando con usted. ¿Qué hizo? ¿Cuál fue el resultado?</p><div><div>★ 1</div><div>★ 2</div><div>★ 3</div><div>★ 4</div><div>★ 5</div></div><div><div><p>Ejemplo poco claro o inconsistente. No es capaz de describir qué fue lo que se pasó por alto. Sin acción alguna.</p></div><div><p>Ejemplo moderadamente claro. Cierta interés por los detalles. Acción directa pero pasiva.</p></div><div><p>Muy detallado. Interés por todos los componentes relevantes. Acciones claras y proactivas.</p></div></div></div> |

| Detail | Interview Guide |
|--|--|
| <div>Analytical Thinking</div> <div>Score: 70</div> <div></div> <div><p><i>Description:</i></p><p>This scale indicates the capacity to think in a thoughtful, discerning way, to solve problems, utilize resources, and analyze data. Individuals who demonstrate high amounts of analytical thinking are able to recognize patterns rapidly, navigate through problems, and resolve difficult problems systematically.</p><p><i>Interpretation:</i></p><p>Strong scores in this area correlate with above average performance for many jobs.</p><p>Usually able to think in a thoughtful, discerning way. Capable of solving difficult problems, planning many-featured tasks and projects, organizing multiple resources, and analyzing complex data with only occasional assistance. Usually able to quickly recall and use information when needed or appropriate.</p></div> | <p>Hábleme de algún problema, situación o tarea de planeación compleja que haya tenido que enfrentar. ¿Cuáles fueron los retos y cómo los superó?</p> <div><div> 1</div><div> 2</div><div> 3</div><div> 4</div><div> 5</div></div> <div><p>El ejemplo carece de complejidad. La búsqueda de información es limitada, quizás falte análisis, las acciones no son claras, no son relevantes o son banales.</p><p>El ejemplo es moderadamente complejo. Muestra algo de pensamiento analítico y resolución de problemas. Las acciones pueden estar mezcladas o tener una efectividad limitada.</p><p>El ejemplo muestra complejidad. Investigación meticulosa de todas las áreas que pudiesen afectar la decisión. Las acciones son claras, relevantes y eficaces.</p></div> |

Knowledge and Skills Detail


This section contains a list of job-related knowledge areas and skills that have been evaluated. Low scores in these areas often indicate that additional learning may be required before top performance can be achieved.

| Detail | Interview Guide |
|--|---|
| <div>Project Management Fundamentals</div> <div>Score: 64</div> <div></div> <div><p><i>Description:</i></p><p>Evaluates the candidate's knowledge of Project Management Fundamentals with an aim to determine the degree of training that will be required before the candidate can be expected to become productive.</p><p><i>Interpretation:</i></p><p>Candidate appears capable of average job performance in this area with little or no training.</p><p>Scores indicate a working knowledge of Project Management Fundamentals. Candidate is likely ready to be productive with a small amount of basic training.</p></div> | <p>Tell me about a project or task where you had to use your knowledge of Project Management Fundamentals.</p> <div><div> 1</div><div> 2</div><div> 3</div><div> 4</div><div> 5</div></div> <div><p>Example didn't require or demonstrate knowledge.</p><p>Knowledge was only moderately important or moderately demonstrated in example.</p><p>Clearly relevant application and demonstration of knowledge.</p></div> |

| Detail | Interview Guide |
|---|---|
| <p>Writing Score: 68</p>  <p><i>Description:</i> The ability to concisely and succinctly convey ideas and information via written text.</p> <p><i>Interpretation:</i> Above-average writing skills can positively impact performance in many jobs.</p> <p>Above average. Conveys ideas in a concise and succinct format. See writing sample section of report for raw essay(s) submitted.</p> <ul style="list-style-type: none">• Raw computed score: 80• Computed score confidence: 75• Approximate Word Count: 247 <p>Please see below to view the essay submitted.</p> | <p>Are you comfortable when you need to express yourself through writing? Do you feel confident you can get the right message across?</p> <div><div>★ 1 Not confident in own writing ability. Prefers speaking.</div><div>★ 2 Somewhat confident in own writing ability. Writes frequently.</div><div>★ 3</div><div>★ 4</div><div>★ 5 Very confident in ability to write. Has received compliments on clarity of written correspondences.</div></div> |



Personality Characteristics Detail

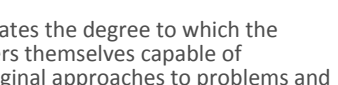

This section contains a list of personality characteristics that are frequently associated with job performance. Remember, these are not skills and do not indicate the ability to do a job. Rather, they can be used to evaluate the candidate's fit with the general needs of the job and the organizational culture. Sample interview questions are provided to gather more information.

| Detail | Interview Guide |
|--|--|
| <p>Adaptable Score: 81</p>  <p><i>Description:</i> This scale reflects how accepting a person is of frequent or substantial changes in his or her job requirements. Changing work requirements usually cause stress and put pressure on an individual to adapt. High scorers usually thrive under changing work conditions, while low scorers may burn out or become paralyzed.</p> <p><i>Interpretation:</i> The candidate's score in this area should contribute to enhanced overall job performance.</p> <p>Thrives on change. Sees self as very flexible and easy-going. Able to roll with the punches during periods of unexpected organizational change.</p> | <p>Would you rather work in a job where the work is predictable or one where activities are constantly changing? Why?</p> <div><div>★ 1 Becomes paralyzed by change. Or disregards the change and continues same path.</div><div>★ 2 Resistant and fearful of change, or appears to live for change.</div><div>★ 3</div><div>★ 4</div><div>★ 5 Comfortable with change, though feels some stress or anxiety. Usually able to stay focused.</div></div> <hr/> <p>Describe a time at work or school when things were changing so fast it was hard to stay focused. How did you adjust to it?</p> <div><div>★ 1 Enjoyed the chaos of fast change. Became disinterested or negative and waited for things to calm down.</div><div>★ 2 Did best but felt paralyzed and unable to work effectively.</div><div>★ 3</div><div>★ 4</div><div>★ 5 Experienced higher anxiety but tried to deal with changes in a positive way. Stayed focused.</div></div> |

[illegible]

[illegible]

| Detail | Interview Guide |
|--|--|
| <p>Enjoys Problem-Solving</p> <p>Score: 84</p>  <p><i>Description:</i></p> <p>This scales represents a person's willingness to deal with complicated problems on a frequent or recurring basis. People with high scores prefer jobs that require mental challenge. Individuals with low scores may be intimidated when faced with complex or even simple issues on a regular basis. When jobs are routine or repetitive, people with low scores are usually a better fit.</p> <p><i>Interpretation:</i></p> <p>The candidate's score in this area should contribute to enhanced overall job performance.</p> <p>Likes to analyze and formulate solutions to problems as a part of his or her daily work. Confidently accepts mental challenges. Optimistic that most problems can be resolved with effort and application.</p> | <p>Describe some of the biggest on-the-job problems you have faced. How did you overcome them? How did you know they were solved?</p> <div> <div>★ 1</div> <div>★ 2</div> <div>★ 3</div> <div>★ 4</div> <div>★ 5</div> </div> <div> <div>Problems poorly described and actions taken unclear.</div> <div>Moderately complex problems. Simple or obvious actions taken.</div> <div>Described one or more complex problems. Actions taken are clear and relevant.</div> </div> |
| <p>Expressive and Outgoing</p> <p>Score: 71</p>  <p><i>Description:</i></p> <p>There are many jobs that require outgoing personalities, such as selling, management, public relations, or jobs that require positive public contact. People who score high on expressiveness label themselves as outgoing and have many social contacts. Low scores indicate the person may not have the interest or willingness to assert themselves in social settings.</p> <p><i>Interpretation:</i></p> <p>The candidate's score in this area should contribute to enhanced overall job performance.</p> <p>Likes to speak up in group meetings to insert or advocate new ideas. Enjoys asserting his or her own ideas among others.</p> | <p>Can you describe a time when you worried you were being too forthright or outspoken during a discussion among your friends or co-workers?</p> <div> <div>★ 1</div> <div>★ 2</div> <div>★ 3</div> <div>★ 4</div> <div>★ 5</div> </div> <div> <div>Frequently worries because always seems to be the most active.</div> <div>Occasionally worries but not very often.</div> <div>Rarely worries because knows when to back off beforehand.</div> </div> <hr/> <p>Tell me how you've acted in group meetings when you're discussing an important issue. Do you participate in the discussion, lead it, or wait until someone asks for your opinion?</p> <div> <div>★ 1</div> <div>★ 2</div> <div>★ 3</div> <div>★ 4</div> <div>★ 5</div> </div> <div> <div>Passive in actions with others. Timidly speaks when addressed. Prefers listening.</div> <div>Speaks up and speaks out but doesn't need to be center of attention.</div> <div>Likes to be center of attention. Speaks confidently and volunteers opinions constructively.</div> </div> |


| Detail | Interview Guide |
|--|--|
| <p>Innovative and Creative</p> <p>Score: 89</p>  <p><i>Description:</i></p> <p>This scale indicates the degree to which the person considers themselves capable of formulating original approaches to problems and other work challenges. Individuals who score high on this scale are comfortable with jobs that require them to analyze situations and/or data, and use their imagination to identify alternative approaches to evaluate each to select the most effective solution. Lower scoring individuals prefer to follow a more cookie-cutter or pre-defined approach to dealing with a specific problem. When organizations expect their people to continually generate new and better ways of producing work, it is a good idea to hire people who share this interest.</p> <p><i>Interpretation:</i></p> <p>The candidate's score in this area should contribute to enhanced overall job performance.</p> <p>Sees him or herself as creative and capable of generating novel or original solutions to issues or problems. Open to free-form discussion of different ideas.</p> | <p>What is the most creative solution you have ever come up with? What were the circumstances, and why do you think it was creative?</p> <div> <div>★</div> <div>★</div> <div>★</div> <div>★</div> <div>★</div> </div> <div> <div>1</div> <div>2</div> <div>3</div> <div>4</div> <div>5</div> </div> <div> <div>Idea does not demonstrate creativity or is not related to the problem. No problem described.</div> <div>Moderately creative idea or only partially related to problem.</div> <div>Both problem and use of creativity well described and related to one another.</div> </div> |
| <p>Exhibits a Positive Work Attitude</p> <p>Score: 66</p>  <p><i>Description:</i></p> <p>For some people, work is a second-place activity. That is, given a decision to take either personal time or go to work, low scorers will choose time off. Low job priority could indicate a 9 to 5 mentality.</p> <p><i>Interpretation:</i></p> <p>The candidate's score in this area should contribute to enhanced overall job performance.</p> <p>Usually expects to receive both financial and personal rewards in exchange for solid and consistent effort on the job. Enjoys most work activities and is willing to put in extra effort when warranted or requested.</p> | <p>How do you feel having a regular job and going to work? Is it something you enjoy? Why or why not?</p> <div> <div>★</div> <div>★</div> <div>★</div> <div>★</div> <div>★</div> </div> <div> <div>1</div> <div>2</div> <div>3</div> <div>4</div> <div>5</div> </div> <div> <div>Views work as a means of income only. Does not enjoy. Does not care about professional reputation.</div> <div>Likes work but doesn't truly enjoy it. Balances priority and energy with other obligations.</div> <div>Considers work a key priority in life. Enjoys working and always applies best energy. Takes pride in work reputation.</div> </div> |

| Detail | Interview Guide |
|---|---|
| <div>Needs Structure Score: 97</div> <div></div> <div>Description: This scale indicates the degree to which a person prefers to work within an ordered environment, with well-defined tasks, activities, rules, processes and expectations. It also reflects the general thoroughness and care applied by the candidate when performing work tasks.</div> <div>Interpretation: The candidate's score in this area should contribute to enhanced overall job performance.</div> <div>Follows rules closely and consistently. Makes decisions carefully and thoughtfully. Follows through on commitments. Able to create and/or follow detailed plans.</div> | <p>Have you ever had to work in a job that had little or no structure or where no one told you what to do? What did or didn't you like about it?</p> <div><div> 1 Large mismatch between comfort with structure and structure level of intended job.</div><div> 2 Some mismatch between comfort with structure and structure level of intended job.</div><div> 3 Some mismatch between comfort with structure and structure level of intended job.</div><div> 4 Comfort with structure matches the structure level of the intended job.</div><div> 5 Comfort with structure matches the structure level of the intended job.</div></div> <hr/> <p>What kind of job would you prefer: one in which you know exactly what you need to do each day or one in which you start each day with a blank slate and have to decide what to do based on circumstances? Why?</p> <div><div> 1 Prefers a dynamic, changing work environment.</div><div> 2 Equally comfortable with well-defined and dynamic work environments.</div><div> 3 Equally comfortable with well-defined and dynamic work environments.</div><div> 4 Clear preference for defined tasks and activities.</div><div> 5 Clear preference for defined tasks and activities.</div></div> |

Behavioral History Detail


This section evaluates answers the candidate gave concerning his or her work-related history. Studies often show that a candidate's past behavior often indicates his or her future behavior. Potential caution areas (if any) are specified in each detail section.



| Detail | Interview Guide |
|---|---|
| <div>History Survey - Performance Score: 97</div> <div></div> <div>Description: Evaluates elements of the candidate's past work and education history to identify indications of high or low performance potential.</div> <div>Interpretation: The candidate's score indicates past behaviors that contribute to high job performance.</div> <div>Exhibits past behaviors and achievements that are likely to enhance job performance.</div> | <p>Describe how your past performance makes you a good candidate for this job.</p> <div><div> 1 No examples or rationale given.</div><div> 2 Weak connection between past and future.</div><div> 3 Weak connection between past and future.</div><div> 4 Clear connection between past and future.</div><div> 5 Clear connection between past and future.</div></div> |

| Detail | Interview Guide |
|--|--|
| <p>History Survey - Tenure</p> <p>Score: 69</p>  <p><i>Description:</i> Evaluates a candidate's past employment history and related factors for indications of potentially low job tenure.</p> <p><i>Interpretation:</i> The candidate's score indicates past behaviors that contribute to above average job performance.</p> <p>Exhibits behaviors likely to result in slightly longer than average job tenure.</p> | <p>What are some of the reasons you have left previous jobs?</p> <div><div>★ 1 Many different reasons. Blames employer.</div><div>★ 2 Circumstances for leaving generally credible or somewhat outside control.</div><div>★ 3</div><div>★ 4</div><div>★ 5 Reasonable rationale or circumstances clearly outside control.</div></div> |

Emotional Intelligence Detail

This section contains a list of emotional intelligence characteristics that indicate how tuned in a candidate is to his or her own emotions, and those of others, as well as the candidate's ability to control his or her behavior in light of the emotions he or she is experiencing. These traits can often impact performance in groups or teams. Sample interview questions are provided to gather more information.

| Detail | Interview Guide |
|--|--|
| <p>Emotional Self-Awareness</p> <p>Score: 73</p>  <p><i>Description:</i> The ability to pay attention to, monitor, and understand how and why one reacts a particular way in different situations, and to know how to conduct oneself appropriately and effectively in social situations.</p> <p><i>Interpretation:</i> The candidate's score in this area should contribute to enhanced overall job performance.</p> <p>Demonstrates strengths in maintaining awareness of his or her emotional reactions and behaviors and the potential impact of those behaviors on others, and a high level of knowledge of what behaviors are appropriate for different situations. Likely to be effective at identifying how his or her feelings may affect his or her behaviors and ensuring those behaviors stay focused and conform to social norms, enabling appropriate, measured interactions with customers and coworkers.</p> | <p>How aware are you of your own emotions? Can you describe a time when your awareness helped you make a better decision?</p> <div><div>★ 1 Not in tune with own emotions. Unable to improve decisions through awareness.</div><div>★ 2 Some ability to sense own emotions and control decision-making.</div><div>★ 3</div><div>★ 4</div><div>★ 5 Very in tune with own emotions. Able to improve decisions through awareness.</div></div> |

| Detail | Interview Guide |
|---|---|
| <p>Emotional Self-Control</p> <p>Score: 90</p>  <p><i>Description:</i></p> <p>The ability to manage the desire to satisfy urges or impulses, showing restraint and managing behaviors to ensure appropriate and effective interactions with others.</p> <p><i>Interpretation:</i></p> <p>The candidate's score in this area should contribute to enhanced overall job performance.</p> <p>Demonstrates exceptional strengths in self control and impulse control, enabling very strong ability to employ a balanced approach to managing risk, maintain composure during stressful times, and calmly relate to others at work. Likely to be very effective at prioritizing and staying focused on long-term goals, and to interact with others in a way that helps build lasting relationships.</p> | <p>Are you able to control your own actions when you become emotional? Can you give me an example of how using self-control helped at work or school?</p> <div> <div>★</div> <div>★</div> <div>★</div> <div>★</div> <div>★</div> </div> <div> <div>1</div> <div>2</div> <div>3</div> <div>4</div> <div>5</div> </div> <div> <div>Unable to control self when emotions kick in.</div> <div>Some ability to resist impulses caused by emotions and apply to work situations.</div> <div>Able to detect own emotions and control reactions in work or business situations.</div> </div> |
| <p>Empathy</p> <p>Score: 63</p>  <p><i>Description:</i></p> <p>The ability to sense and understand other people's feelings, feel sympathy for others, and see things from other people's point of view.</p> <p><i>Interpretation:</i></p> <p>The candidate's score in this area indicates neither a positive nor a negative impact on performance.</p> <p>Demonstrates moderate strength in sensing the emotional needs of others, sympathizing with other people's problems, and seeing things from other people's point of view. Likely to generally be effective at demonstrating to customers or coworkers that they understand and care about them, maintaining current levels of customer loyalty, work relationships, and conflict in the workplace.</p> | <p>Are you good at relating to the feelings of others? Can you give me an example of how this helped you navigate a difficult situation at work or at school?</p> <div> <div>★</div> <div>★</div> <div>★</div> <div>★</div> <div>★</div> </div> <div> <div>1</div> <div>2</div> <div>3</div> <div>4</div> <div>5</div> </div> <div> <div>Not able to sense how others feel. Unable to provide example.</div> <div>Some ability to sense how others feel. Example shows some ability to use senses at work.</div> <div>Able to relate to others and sense how they feel. Example shows can easily apply senses at work.</div> </div> |











Writing Sample(s)

During the assessment, the candidate was asked to write one or more passages. The text they wrote is included in the table below for review.

| Writing Sample - Question | Response |
|---|---|
| Please write an essay describing the HR Avatar essay feature. | <p>This is a sample essay. In a real test situation, the candidate or test taker would write an essay as a part of their assessment, in response to the question associated with this entry. All reports will share their writing as received. In some cases, our artificial intelligence engine will process their response to create a numerical score. Our system also checks for plagiarism, both among previously submitted essays, and the broader Internet. Additionally, spelling, grammar, and style checks are performed.</p> <p>Essay typically are from 150 to 600 words. They can be written in response to an explicit question, or they can be free-form responses to general questions.</p> |

Identity Confirmation Photos

The following photos of the candidate and any identification were uploaded during the assessment session.

| Photo Analysis Results | | | |
|---|---|---|--|
| - Risk: | | Medium risk of cheating based on image inconsistencies | |
| - Percent match among processed faces | | 100% | |
| - Total images processed | | 17 | |
| - Total images with valid faces | | 14 (82%) | |
| - Total pairs of faces compared | | 13 | |
| - Pairs in which faces matched | | 13 (100%) | |
|  |  |  |  |
| Pre/Post-Test Photo | ID Photo | In-Test Error Detected (No Face Detected) | In-Test Error Detected (No Face Detected) |
|  |  |  |  |
| In-Test Error Detected (No Face Detected) | In-Test Photo | In-Test Photo | In-Test Photo |
|  |  | | |
| In-Test Photo | Pre/Post-Test Photo | | |

Minimum Qualification Guidelines - from O*Net

The following are suggestions from O*Net, the United States government's occupational information network, regarding prerequisites for this job type.

| Item | |
|-------------------------|-------------------|
| Educational Achievement | Bachelor's Degree |
| Job-Related Training | 6 Months - 1 Year |
| Job-Related Experience | 1 - 2 Years |

Report Preparation Notes

- Hiring decisions should never be based on a single source of information. The most effective use of this assessment report is as a part of a multi-faceted program of candidate evaluation that includes resume review, interviews, and reference checks.
- Overall vs Percentiles Scores: The overall score reflects the success in the test, based on the mean (average) and standard deviation of the test scores. The percentile score reflects the percentage of test-takers who scored equal or below this overall score. We recommend you use the Overall Score as your primary evaluation criteria. However, percentile scores can often be useful in comparing specific candidates against one another and with a group, such as for test takers in a certain organization or within a certain account.
- Note that comparison information is calculated based on completed instances of this assessment at that time the assessment is scored. As additional instances are completed, the comparative data may change. You can always update a report to the current values by clicking on "Recalculate Percentiles" within the online results viewing pages at www.hravatar.com.
- Most competency scores are norm-based, which means that they can be interpreted in terms of their distance from the average or mean score. For all scales, a score equal to the mean receives a score of 65 and scores above and below this value are set so that a score change of 15 equals one standard deviation.
- For linear competencies, higher is better across the entire scale. For these scales a score between 65 and 80 (light green) represents 0 to 1 standard deviation above the mean and a score above 80 (dark green) represents more than one standard deviation above the mean. Similarly, a score of 50 - 65 (yellow) represents 0 to 1 standard deviation below the mean, while a score of 35 - 50 (orange) equates to 1 to 2 standard deviations below the mean, and a score below 35 represents more than 2 standard deviations below the mean.
- This assessment makes use of data from the Occupational Information Network (O*NET), which is funded by the U.S. Federal Government - U.S. Department of Labor/Employment and Training Administration (USDOL/ETA) - as a primary source of occupational information. The O*NET database contains information on hundreds of standardized and occupation-specific descriptors that are continually updated by ongoing research. These data are used in preparing descriptive information as well as setting relative weights between competencies used in calculating the overall score. For additional information about O*NET, visit <http://www.onetcenter.org>.
- O*Net Standard Occupational Code (SOC) Used: 15-1299.09
- O*Net Version: 25.1
- Sim ID: 1594-5, Key: 0-0, Rpt: 13, Prd: 1146, Created: 2024-05-19 00:09 UTC
- UA: Mozilla/5.0 (Windows NT 6.3; Trident/7.0; Touch; rv:11.0) like Gecko

Score Calculation Detail

The following table provides a summary of how the overall score was calculated from the individual competency scores. Competency scores are calculated on a 0-100 scale by first calculating a Z statistic based on test-taker responses and then transforming the Z value to a scale with target mean and standard deviation. Certain competencies have a normal score distribution where it is best to be closest to the mean. For these competencies we modify the Z statistic by multiplying its absolute value by minus 1 for the overall score calculation. Next, to calculate the overall score, a weighted average of all modified competency Z statistics is computed and this weighted average is itself transformed to a Z statistic, which is then transformed to a score with the same target mean and standard deviation. Finally outlier scores are adjusted if they are below 0 or above 100.

| Competency | Score | How applied to overall | Score Value Used | Weight (%) |
|---|---------|------------------------|------------------|------------|
| Adaptable | 81.1653 | Z-Statistic | 1.0777 | 3.1070 |
| Attention to Detail | 65.3976 | Z-Statistic | 0.0265 | 15.5739 |
| Emotional Self-Awareness | 73.2548 | Z-Statistic | 0.5503 | 2.9605 |
| Emotional Self-Control | 90.5378 | Z-Statistic | 1.7025 | 2.9605 |
| Seeks Perfection | 77.2765 | Z-Statistic | 0.8184 | 2.8219 |
| Corporate Citizenship | 10.0000 | Z-Statistic | -3.6667 | 2.9828 |
| Competitive | 63.9288 | Z-Statistic | -0.0714 | 2.9689 |
| Develops Relationships | 66.5819 | Z-Statistic | 0.1055 | 2.3388 |
| Enjoys Problem-Solving | 84.3249 | Z-Statistic | 1.2883 | 2.8241 |
| Empathy | 63.4925 | Z-Statistic | -0.1005 | 2.3396 |
| History Survey - Performance | 97.5757 | Z-Statistic | 2.1717 | 8.0625 |
| History Survey - Tenure | 69.9813 | Z-Statistic | 0.3321 | 8.0625 |
| Expressive and Outgoing | 71.3015 | Z-Statistic | 0.4201 | 2.3516 |
| Innovative and Creative | 89.0517 | Z-Statistic | 1.6034 | 2.2281 |
| Exhibits a Positive Work Attitude | 66.4387 | Z-Statistic | 0.0959 | 3.1158 |
| Analytical Thinking | 70.5407 | Z-Statistic | 0.3694 | 16.3043 |
| Project Management Fundamentals | 64.9740 | Z-Statistic | -0.0017 | 16.1250 |
| Writing | 68.5037 | Z-Statistic | 0.2336 | 0.0504 |
| Needs Structure | 97.5791 | Z-Statistic | 2.1719 | 2.8219 |
| Weighted Average of Competency Z-Scores: | | | | 0.4242 |
| Mean applied to Raw Weighted Avg: | | | | 0.0000 |
| Standard Deviation applied to Raw Weighted Avg: | | | | 1.0000 |
| Normalized Raw Score: | | | | 0.4242 |
| Mean: | | | | 65.0000 |
| Standard Deviation Used: | | | | 15.0000 |
| Final Overall Score: | | | | 71.3634 |

Notes

(This area is intentionally blank - it's reserved as space for your notes.)