

Candidate: **Betty Penske**
Assessment: Accounting - Bookkeeping Fundamentals (US)
Completed: April 17, 2024
Prepared for: Susan Bookman
HR Avatar Data Collection Account

Test Results and Interview Guide

The Accounting - Bookkeeping Fundamentals (US) assessment measures key factors related to high performance and tenure in this job. Attribute types measured vary by test, but can include cognitive ability, skills, knowledge, personality characteristics, emotional intelligence, and past behavioral history. This report includes a one page summary, followed by detailed results with an embedded interview guide. Note that these results should always be used as a part of a balanced candidate selection process that includes independent evaluation steps, such as interviews and reference checks.

Overall

| Candidate | Score | Interpretation |
|--|-----------|---|
| Betty Penske bettypenske@yourcompany.org Accounting - Bookkeeping Fundamentals (US) April 17, 2024 Scores indicate a solid working knowledge of Bookkeeping principles and practices. Candidate is likely ready to be productive without basic training or with immediate entry into advanced training. Likely to be able to mentor others. | 92 | <div>Key ▼ Candidate Score Higher Risk Lower Risk Custom Baseline (Optional)</div> |

Competency Summary

| Competency | Score | Interpretation |
|--|-------|----------------|
| Skills/Knowledge (relates to immediate readiness) | | |
| Bookkeeping Fundamentals | 92 | |

Comparison

Percentile scores indicate how the candidate compares to other test-takers within various groups. The candidate scored equal to or better than the fraction of test-takers indicated by the percentile.

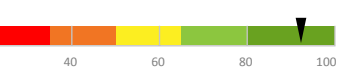





| Test-Taker Group | Percentile | 0 | 10 | 20 | 30 | 40 | 50 | 60 | 70 | 80 | 90 | 100 |
|------------------|------------|---|----|----|----|----|----|----|----|----|----|-----|
| Global | 92nd | | | | | | | | | | | |
| United States | 76th | | | | | | | | | | | |
| HR Avatar Data | 84th | | | | | | | | | | | |

Detail

| | |
|----------------|---|
| Candidate: | Betty Penske, bettypenske@yourcompany.org |
| Assessment: | Accounting - Bookkeeping Fundamentals (US) |
| Authorized: | April 17, 2024, by Susan Bookman, HR Avatar Data Collection Account, sue.bookman@richardson.biz |
| Started: | April 17, 2024, 4:06:31PM EST |
| Completed: | April 17, 2024, 4:06:31PM EST |
| Overall Score: | 92 |

Knowledge and Skills Detail

This section contains a list of job-related knowledge areas and skills that have been evaluated. Low scores in these areas often indicate that additional learning may be required before top performance can be achieved.

| Detail | Interview Guide |
|--|---|
| <p>Bookkeeping Fundamentals</p> <p>Score: 92</p>  <p><i>Description:</i></p> <p>Evaluates the candidate's knowledge of the double-entry bookkeeping principles and practices, with an aim to determine the degree of training that will be required before the candidate can be expected to become productive.</p> <p><i>Interpretation:</i></p> <p>Candidate should achieve superior job performance in this area with little or no training.</p> <p>Scores indicate a solid working knowledge of Bookkeeping principles and practices. Candidate is likely ready to be productive without basic training or with immediate entry into advanced training. Likely to be able to mentor others.</p> | <p>Tell me about a project or task where your knowledge of Accounting Bookkeeping practices was required for success. How did it go?</p> <div><div><p>1</p><p>Example didn't require or demonstrate knowledge.</p></div><div><p>2</p><p>Knowledge was only moderately important or moderately demonstrated in example.</p></div><div><p>3</p><p>Clearly relevant application and demonstration of knowledge.</p></div><div><p>4</p></div><div><p>5</p></div></div> |

Identity Confirmation Photos

The following photos of the candidate and any identification were uploaded during the assessment session.

| Photo Analysis Results | |
|---------------------------------------|--|
| - Risk: | Medium risk of cheating based on image inconsistencies |
| - Percent match among processed faces | 100% |
| - Total images processed | 17 |
| - Total images with valid faces | 14 (82%) |
| - Total pairs of faces compared | 13 |
| - Pairs in which faces matched | 13 (100%) |



Pre/Post-Test Photo



ID Photo



In-Test Error Detected (No Face Detected)



In-Test Error Detected (No Face Detected)



In-Test Error Detected (No Face Detected)



In-Test Photo



In-Test Photo



In-Test Photo



In-Test Photo



Pre/Post-Test Photo

Report Preparation Notes

- Hiring decisions should never be based on a single source of information. The most effective use of this assessment report is as a part of a multi-faceted program of candidate evaluation that includes resume review, interviews, and reference checks.
- Overall vs Percentiles Scores: The overall score reflects the success in the test, based on the mean (average) and standard deviation of the test scores. The percentile score reflects the percentage of test-takers who scored equal or below this overall score. We recommend you use the Overall Score as your primary evaluation criteria. However, percentile scores can often be useful in comparing specific candidates against one another and with a group, such as for test takers in a certain organization or within a certain account.
- Note that comparison information is calculated based on completed instances of this assessment at that time the assessment is scored. As additional instances are completed, the comparative data may change. You can always update a report to the current values by clicking on "Recalculate Percentiles" within the online results viewing pages at www.hravatar.com.
- Most competency scores are norm-based, which means that they can be interpreted in terms of their distance from the average or mean score. For all scales, a score equal to the mean receives a score of 65 and scores above and below this value are set so that a score change of 15 equals one standard deviation.
- For linear competencies, higher is better across the entire scale. For these scales a score between 65 and 80 (light green) represents 0 to 1 standard deviation above the mean and a score above 80 (dark green) represents more than one standard deviation above the mean. Similarly, a score of 50 - 65 (yellow) represents 0 to 1 standard deviation below the mean, while a score of 35 - 50 (orange) equates to 1 to 2 standard deviations below the mean, and a score below 35 represents more than 2 standard deviations below the mean.
- Sim ID: 14566-1, Key: 0-0, Rpt: 16, Prd: 3357, Created: 2024-04-17 21:06 UTC
- UA: Mozilla/5.0 (Windows NT 6.3; Trident/7.0; Touch; rv:11.0) like Gecko

Score Calculation Detail

The following table provides a summary of how the overall score was calculated from the individual competency scores. Competency scores are calculated on a 0-100 scale by first calculating a Z statistic based on test-taker responses and then transforming the Z value to a scale with target mean and standard deviation. Certain competencies have a normal score distribution where it is best to be closest to the mean. For these competencies we modify the Z statistic by multiplying its absolute value by minus 1 for the overall score calculation. Next, to calculate the overall score, a weighted average of all modified competency Z statistics is computed and this weighted average is itself transformed to a Z statistic, which is then transformed to a score with the same target mean and standard deviation. Finally outlier scores are adjusted if they are below 0 or above 100.

| Competency | Score | How applied to overall | Score Value Used | Weight (%) |
|---|---------|------------------------|------------------|------------|
| Bookkeeping Fundamentals | 92.0669 | Z-Statistic | 1.8045 | 100.0000 |
| Weighted Average of Competency Z-Scores: | | | | 1.8045 |
| Mean applied to Raw Weighted Avg: | | | | 0.0000 |
| Standard Deviation applied to Raw Weighted Avg: | | | | 1.0000 |
| Normalized Raw Score: | | | | 1.8045 |
| Mean: | | | | 65.0000 |
| Standard Deviation Used: | | | | 15.0000 |
| Final Overall Score: | | | | 92.0669 |

Notes

(This area is intentionally blank - it's reserved as space for your notes.)