






Candidate: **Betty Penske**
Assessment: First-Line Supervisor - Retail Sales (Spanish)
Completed: May 7, 2024
Prepared for: Susan Bookman
HR Avatar Data Collection Account
















Test Results and Interview Guide


The First-Line Supervisor - Retail Sales (Spanish) assessment measures key factors related to high performance and tenure in this job. Attribute types measured vary by test, but can include cognitive ability, skills, knowledge, personality characteristics, emotional intelligence, and past behavioral history. This report includes a one page summary, followed by detailed results with an embedded interview guide. Note that these results should always be used as a part of a balanced candidate selection process that includes independent evaluation steps, such as interviews and reference checks.

Overall

Candidate	Score	Interpretation
<div>Betty Penske</div> <div>bettypenske@yourcompany.org</div> <div>First-Line Supervisor - Retail Sales (Spanish)</div> <div>May 7, 2024</div> <div>Summary: High Performance Potential</div> <div>Potential Risk Areas<ul style="list-style-type: none">Low corporate citizenship score could indicate potential for questionable behavior.</div>	80	<div></div> <div><div>Key</div><div> Candidate Score</div><div> Higher Risk</div><div> Lower Risk</div><div> Custom Baseline (Optional)</div></div>




Competency Summary

Competency	Score	Interpretation
Cognitive Abilities (relates to job performance, problem-solving, ability to learn, etc.)		
Attention to Detail	93	
Analytical Thinking	83	
Skills/Knowledge (relates to immediate readiness)		
First-Line Supervision	86	
Personality Characteristics (relates to fit with the job/team environment)		
Adaptable	71	
Seeks Perfection	70	
Corporate Citizenship	10	
Competitive	94	
Develops Relationships	72	
Enjoys Problem-Solving	86	
Expressive and Outgoing	83	
Innovative and Creative	83	
Exhibits a Positive Work Attitude	96	
Needs Structure	86	
Behavioral History (relates to performance and turnover)		
History Survey - Performance	69	
History Survey - Tenure	65	
Emotional Intelligence (relates to situational judgment, performance and teamwork)		
Emotional Self-Awareness	91	



Comparison

Percentile scores indicate how the candidate compares to other test-takers within various groups. The candidate scored equal to or better than the fraction of test-takers indicated by the percentile.

Test-Taker Group	Percentile	0	10	20	30	40	50	60	70	80	90	100
Global	80th											
United States	66th											
HR Avatar Data	74th											

The comparison table shows the candidate's percentile scores relative to three groups: Global, United States, and HR Avatar Data. Each row features a blue horizontal bar representing the percentile score. The Global group has an 80th percentile score, the United States group has a 66th percentile score, and the HR Avatar Data group has a 74th percentile score. The bars are plotted against a scale from 0 to 100, with vertical grid lines every 10 units.

Importance to Job

Assessment Overview

This assessment provides scores for a number of important factors and competencies that are related to success on the job. Scores are presented based on their potential impact on job performance.

Scores are presented individually on a scale of 0-100. In most cases, including the overall score, higher scores represent higher expected job performance. However, for some competencies, either extreme low or extreme high scores indicate a risk of lower performance. Refer to the interpretation section of each competency for additional information.

Individual competency scores are also combined into a single overall score. Please note that individual competencies are weighted differently, depending on their type, and on fine adjustments based on data from the US Government's Occupational Data Network (O*Net).

Each competency measured includes one or more suggested interview questions, in an easy-to-use format. These questions should be used for additional probing, especially when the score shows an area of relative weakness.

Some of the competencies measured evaluate preferences for doing (or not doing) specific activities. Scores for these competencies can be used to evaluate job-fit.

We wish to emphasize that the data contained in this report should be used as part of a comprehensive process for evaluating job candidates. Additional data should include in-person interviews, job tryouts, resume review, and background checks.

Detail

Candidate:	Betty Penske, bettypenske@yourcompany.org
Assessment:	First-Line Supervisor - Retail Sales (Spanish)
Authorized:	May 7, 2024, by Susan Bookman, HR Avatar Data Collection Account, sue.bookman@richardson.biz
Started:	May 6, 2024, 11:27:32PM EST
Completed:	May 6, 2024, 11:27:32PM EST
Overall Score:	80

Cognitive Abilities Detail


This section contains a list of job-related cognitive abilities that have been evaluated in a job-like context using HR Avatar's simulation technology. Studies have demonstrated that cognitive abilities are highly correlated with job performance for many jobs. Abilities also correlate with problem-solving and the ability to learn quickly.

Detail

Attention to Detail


Score: 93

<

Detail	Interview Guide
<p>Analytical Thinking Score: 83</p>  <p><i>Description:</i> This scale indicates the capacity to think in a thoughtful, discerning way, to solve problems, utilize resources, and analyze data. Individuals who demonstrate high amounts of analytical thinking are able to recognize patterns rapidly, navigate through problems, and resolve difficult problems systematically.</p> <p><i>Interpretation:</i> High scores in this area correlate with superior performance for many jobs.</p> <p>Able to think in a thoughtful, discerning way. Can often solve difficult problems, plan many-featured tasks and projects, organize multiple resources, and analyze complex data. Able to quickly recall and use information when needed or appropriate.</p>	<p>Hábleme de algún problema, situación o tarea de planeación compleja que haya tenido que enfrentar. ¿Cuáles fueron los retos y cómo los superó?</p> <div><div>★ 1</div><div>★ 2</div><div>★ 3</div><div>★ 4</div><div>★ 5</div></div> <p>El ejemplo carece de complejidad. La búsqueda de información es limitada, quizás falte análisis, las acciones no son claras, no son relevantes o son banales.</p> <p>El ejemplo es moderadamente complejo. Muestra algo de pensamiento analítico y resolución de problemas. Las acciones pueden estar mezcladas o tener una efectividad limitada.</p> <p>El ejemplo muestra complejidad. Investigación meticulosa de todas las áreas que pudiesen afectar la decisión. Las acciones son claras, relevantes y eficaces.</p>

Knowledge and Skills Detail

This section contains a list of job-related knowledge areas and skills that have been evaluated. Low scores in these areas often indicate that additional learning may be required before top performance can be achieved.



Detail	Interview Guide
<p>First-Line Supervision Score: 86</p>  <p><i>Description:</i> Evaluates the candidate's knowledge of First-Line Supervision with an aim to determine the degree of training that will be required before the candidate can be expected to become productive.</p> <p><i>Interpretation:</i> Candidate should achieve superior job performance in this area with little or no training.</p> <p>Scores indicate a solid working knowledge of First-Line Supervision. Candidate is likely ready to be productive without basic training or with immediate entry into advanced training. Likely to be able to mentor others.</p>	<p>Tell me about a project or task where you had to use your knowledge of First-Line Supervision.</p> <div><div>★ 1</div><div>★ 2</div><div>★ 3</div><div>★ 4</div><div>★ 5</div></div> <p>Example didn't require or demonstrate knowledge.</p> <p>Knowledge was only moderately important or moderately demonstrated in example.</p> <p>Clearly relevant application and demonstration of knowledge.</p>



Personality Characteristics Detail



This section contains a list of personality characteristics that are frequently associated with job performance. Remember, these are not skills and do not indicate the ability to do a job. Rather, they can be used to evaluate the candidate's fit with the general needs of the job and the organizational culture. Sample interview questions are provided to gather more information.

Continued on next page.

[illegible]

Detail	Interview Guide
<p>Corporate Citizenship Score: 10</p>  <p><i>Description:</i> This scale indicates the degree to which an individual's behavior embraces the spirit of an organization's mission, objectives, and strategy. High scorers project an attitude characterized by cooperation, trust, and openness. Low scorers often question the motives behind decisions. They may withhold information, display hostility, be defensive, or do just enough to get by.</p> <p><i>Interpretation:</i> The candidate's score in this area indicates risk of a negative impact on performance for some jobs. Additional probing is strongly recommended.</p> <p>Distrusts the organization and management. Frequently assumes new ideas or changes will have a negative individual impact. Can be defensive regarding his or her own work, or show hostility towards management or company policies.</p>	<p>How do you feel about being part of an organization? Do you think most organizations have their employees' best interests at heart or do you have to always watch out for yourself?</p> <div> ★ 1 Distrusts organizational motives. Feels the need to look out for self. ★ 2 Supports organization but is wary of being taken advantage of. ★ 3 Embraces organizational membership. Believes in organizational mission. ★ 4 ★ 5 </div>
<p>Competitive Score: 94</p>  <p><i>Description:</i> This scale indicates the degree to which an individual is driven by a desire to impress their leaders and exceed their peers. Being competitive can either be damaging or useful, depending on the job. Competitive people spend much of their time thinking about themselves and the impact decisions may have on them, and their actions are often guided by these thoughts, which can either provide the drive needed to achieve a goal, or can damage the ability of a team to work together. In general, high scorers perform well in sales and related jobs.</p> <p><i>Interpretation:</i> The candidate's score in this area should contribute to enhanced overall job performance.</p> <p>Highly motivated by challenging goals, financial rewards, and/or recognition, and willing to work very hard to succeed. Very focused on personal achievement.</p>	<p>Would you describe yourself as competitive? Can you give me an example?</p> <div> ★ 1 Non-competitive example, or doesn't show any consideration for others. ★ 2 Example unclear. Doesn't address impact on others. ★ 3 Competitive example that demonstrates drive and shows consideration of others. ★ 4 ★ 5 </div> <hr/> <p>Describe a time when you had to place accomplishing your objectives above supporting your team. Why do you think it was justified?</p> <div> ★ 1 Justified for selfish or personal reasons. Shows little remorse for failing to support team. ★ 2 Shows remorse and feels action was a mistake. ★ 3 Clearly justified or was forced to do so by superiors. Strongly regrets and wishes could change. ★ 4 ★ 5 </div>

Detail	Interview Guide
<p>Develops Relationships</p> <p>Score: 72</p>  <p><i>Description:</i></p> <p>This scale indicates a person's desire to cultivate relationships. High scorers seek opportunities to meet new people and get to know them well enough to form a lasting relationship. Low scorers tend to minimize interacting with people they don't know.</p> <p><i>Interpretation:</i></p> <p>The candidate's score in this area should contribute to enhanced overall job performance.</p> <p>Actively cultivates relationships. Comfortable meeting new people and sensitive to how others feel. Maintains a broad social network, and uses it to achieve work objectives.</p>	<p>Can you describe a time when you had to choose between getting the job done or preserving a relationship with a friend or co-worker?</p> <div> <div>★ 1</div> <div>★ 2</div> <div>★ 3</div> <div>★ 4</div> <div>★ 5</div> </div> <p>Places relationship above the work objectives in all or most cases.</p> <p>Sometimes struggles between work and relationships, but usually balances well.</p> <p>Focuses on getting the job done but makes an effort not to hurt relationships.</p> <hr/> <p>Describe your ideal job. Would it include working closely with others or would you prefer working mostly by yourself?</p> <div> <div>★ 1</div> <div>★ 2</div> <div>★ 3</div> <div>★ 4</div> <div>★ 5</div> </div> <p>Prefers to work alone.</p> <p>Cultivates relationships when opportunity arises or is necessary.</p> <p>Enjoys cultivating relationships. Finds teamwork constructive.</p>
<p>Enjoys Problem-Solving</p> <p>Score: 86</p>  <p><i>Description:</i></p> <p>This scales represents a person's willingness to deal with complicated problems on a frequent or recurring basis. People with high scores prefer jobs that require mental challenge. Individuals with low scores may be intimidated when faced with complex or even simple issues on a regular basis. When jobs are routine or repetitive, people with low scores are usually a better fit.</p> <p><i>Interpretation:</i></p> <p>The candidate's score in this area should contribute to enhanced overall job performance.</p> <p>Likes to analyze and formulate solutions to problems as a part of his or her daily work. Confidently accepts mental challenges. Optimistic that most problems can be resolved with effort and application.</p>	<p>Describe some of the biggest on-the-job problems you have faced. How did you overcome them? How did you know they were solved?</p> <div> <div>★ 1</div> <div>★ 2</div> <div>★ 3</div> <div>★ 4</div> <div>★ 5</div> </div> <p>Problems poorly described and actions taken unclear.</p> <p>Moderately complex problems. Simple or obvious actions taken.</p> <p>Described one or more complex problems. Actions taken are clear and relevant.</p>



Detail	Interview Guide
<p>Expressive and Outgoing</p> <p>Score: 83</p>  <p><i>Description:</i></p> <p>There are many jobs that require outgoing personalities, such as selling, management, public relations, or jobs that require positive public contact. People who score high on expressiveness label themselves as outgoing and have many social contacts. Low scores indicate the person may not have the interest or willingness to assert themselves in social settings.</p> <p><i>Interpretation:</i></p> <p>The candidate's score in this area should contribute to enhanced overall job performance.</p> <p>Likes to be the center of attention and freely asserts thoughts, ideas, and opinions among friends and strangers alike.</p>	<p>Tell me how you've acted in group meetings when you're discussing an important issue. Do you participate in the discussion, lead it, or wait until someone asks for your opinion?</p> <div> ★ 1 ★ 2 ★ 3 ★ 4 ★ 5 </div> <div> <p>Passive in actions with others. Timidly speaks when addressed. Prefers listening.</p> <p>Speaks up and speaks out but doesn't need to be center of attention.</p> <p>Likes to be center of attention. Speaks confidently and volunteers opinions constructively.</p> </div> <hr/> <p>Can you describe a time when you worried you were being too forthright or outspoken during a discussion among your friends or co-workers?</p> <div> ★ 1 ★ 2 ★ 3 ★ 4 ★ 5 </div> <div> <p>Frequently worries because always seems to be the most active.</p> <p>Occasionally worries but not very often.</p> <p>Rarely worries because knows when to back off beforehand.</p> </div>
<p>Innovative and Creative</p> <p>Score: 83</p>  <p><i>Description:</i></p> <p>This scale indicates the degree to which the person considers themselves capable of formulating original approaches to problems and other work challenges. Individuals who score high on this scale are comfortable with jobs that require them to analyze situations and/or data, and use their imagination to identify alternative approaches to evaluate each to select the most effective solution. Lower scoring individuals prefer to follow a more cookie-cutter or pre-defined approach to dealing with a specific problem. When organizations expect their people to continually generate new and better ways of producing work, it is a good idea to hire people who share this interest.</p> <p><i>Interpretation:</i></p> <p>The candidate's score in this area should contribute to enhanced overall job performance.</p> <p>Sees him or herself as creative and capable of generating novel or original solutions to issues or problems. Open to free-form discussion of different ideas.</p>	<p>What is the most creative solution you have ever come up with? What were the circumstances, and why do you think it was creative?</p> <div> ★ 1 ★ 2 ★ 3 ★ 4 ★ 5 </div> <div> <p>Idea does not demonstrate creativity or is not related to the problem. No problem described.</p> <p>Moderately creative idea or only partially related to problem.</p> <p>Both problem and use of creativity well described and related to one another.</p> </div>

Detail	Interview Guide
<div><div>Exhibits a Positive Work Attitude</div><div>Score: 96</div><div><div></div><div>020406080100</div></div><div><div>Description:</div><div>For some people, work is a second-place activity. That is, given a decision to take either personal time or go to work, low scorers will choose time off. Low job priority could indicate a 9 to 5 mentality.</div><div><div>Interpretation:</div><div>The candidate's score in this area should contribute to enhanced overall job performance.</div></div><div>Expects to receive both financial and personal rewards in exchange for applying his or her best energies to the job. Enjoys working. Trusts the organization to help career.</div></div></div>	<div>How do you feel having a regular job and going to work? Is it something you enjoy? Why or why not?</div> <div><div>★</div><div>1</div><div>Views work as a means of income only. Does not enjoy. Does not care about professional reputation.</div></div> <div><div>★</div><div>2</div><div>Likes work but doesn't truly enjoy it. Balances priority and energy with other obligations.</div></div> <div><div>★</div><div>3</div><div></div></div> <div><div>★</div><div>4</div><div></div></div> <div><div>★</div><div>5</div><div>Considers work a key priority in life. Enjoys working and always applies best energy. Takes pride in work reputation.</div></div>

Behavioral History Detail

This section evaluates answers the candidate gave concerning his or her work-related history. Studies often show that a candidate's past behavior often indicates his or her future behavior. Potential caution areas (if any) are specified in each detail section.

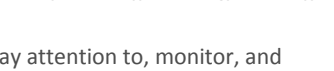

Continued on next page.

Detail	Interview Guide
<p>History Survey - Performance</p> <p>Score: 69</p>  <p><i>Description:</i></p> <p>Evaluates elements of the candidate's past work and education history to identify indications of high or low performance potential.</p> <p><i>Interpretation:</i></p> <p>The candidate's score indicates past behaviors that contribute to above average job performance.</p> <p>Exhibits past behaviors and achievements that are likely to result in above average job performance.</p>	<p>Describe how your past performance makes you a good candidate for this job.</p> <div> <div>★</div> <div>1</div> <div>No examples or rationale given.</div> </div> <div> <div>★</div> <div>2</div> <div>Weak connection between past and future.</div> </div> <div> <div>★</div> <div>3</div> <div>Clear connection between past and future.</div> </div> <div> <div>★</div> <div>4</div> <div></div> </div> <div> <div>★</div> <div>5</div> <div></div> </div>
<p>History Survey - Tenure</p> <p>Score: 65</p>  <p><i>Description:</i></p> <p>Evaluates a candidate's past employment history and related factors for indications of potentially low job tenure.</p> <p><i>Interpretation:</i></p> <p>The candidate's score indicates past behaviors that contribute to above average job performance.</p> <p>Exhibits behaviors likely to result in slightly longer than average job tenure.</p>	<p>What are some of the reasons you have left previous jobs?</p> <div> <div>★</div> <div>1</div> <div>Many different reasons. Blames employer.</div> </div> <div> <div>★</div> <div>2</div> <div>Circumstances for leaving generally credible or somewhat outside control.</div> </div> <div> <div>★</div> <div>3</div> <div>Reasonable rationale or circumstances clearly outside control.</div> </div> <div> <div>★</div> <div>4</div> <div></div> </div> <div> <div>★</div> <div>5</div> <div></div> </div>

Emotional Intelligence Detail

This section contains a list of emotional intelligence characteristics that indicate how tuned in a candidate is to his or her own emotions, and those of others, as well as the candidate's ability to control his or her behavior in light of the emotions he or she is experiencing. These traits can often impact performance in groups or teams. Sample interview questions are provided to gather more information.

Continued on next page.

Detail	Interview Guide
<p>Emotional Self-Awareness</p> <p>Score: 91</p>  <p><i>Description:</i></p> <p>The ability to pay attention to, monitor, and understand how and why one reacts a particular way in different situations, and to know how to conduct oneself appropriately and effectively in social situations.</p> <p><i>Interpretation:</i></p> <p>The candidate's score in this area should contribute to enhanced overall job performance.</p> <p>Demonstrates exceptional strengths in maintaining awareness of his or her emotional reactions and behaviors and the potential impact of those behaviors on others, and an extremely high level of knowledge of what behaviors are appropriate for different situations. Likely to be very effective at identifying how his or her feelings may affect his or her behaviors and ensuring those behaviors stay focused and conform to social norms, enabling extremely appropriate, measured interactions with customers and coworkers.</p>	<p>How aware are you of your own emotions? Can you describe a time when your awareness helped you make a better decision?</p> <div> <div>★</div> <div>1</div> <div>Not in tune with own emotions. Unable to improve decisions through awareness.</div> </div> <div> <div>★</div> <div>2</div> <div>Some ability to sense own emotions and control decision-making.</div> </div> <div> <div>★</div> <div>3</div> <div>Very in tune with own emotions. Able to improve decisions through awareness.</div> </div> <div> <div>★</div> <div>4</div> <div></div> </div> <div> <div>★</div> <div>5</div> <div></div> </div>
<p>Emotional Self-Control</p> <p>Score: 70</p>  <p><i>Description:</i></p> <p>The ability to manage the desire to satisfy urges or impulses, showing restraint and managing behaviors to ensure appropriate and effective interactions with others.</p> <p><i>Interpretation:</i></p> <p>The candidate's score in this area should contribute to enhanced overall job performance.</p> <p>Demonstrates strengths in self control and impulse control, enabling the ability to employ a balanced approach to managing risk, maintain composure during stressful times, and calmly relate to others at work. Likely to be effective at prioritizing and staying focused on long-term goals, and to interact with others in a way that helps build lasting relationships.</p>	<p>Are you able to control your own actions when you become emotional? Can you give me an example of how using self-control helped at work or school?</p> <div> <div>★</div> <div>1</div> <div>Unable to control self when emotions kick in.</div> </div> <div> <div>★</div> <div>2</div> <div>Some ability to resist impulses caused by emotions and apply to work situations.</div> </div> <div> <div>★</div> <div>3</div> <div></div> </div> <div> <div>★</div> <div>4</div> <div></div> </div> <div> <div>★</div> <div>5</div> <div>Able to detect own emotions and control reactions in work or business situations.</div> </div>

Detail

Empathy

Score: 80

0

20

40

60











80

100

</

Identity Confirmation Photos

The following photos of the candidate and any identification were uploaded during the assessment session.

Photo Analysis Results			
- Risk:		Medium risk of cheating based on image inconsistencies	
- Percent match among processed faces		100%	
- Total images processed		17	
- Total images with valid faces		14 (82%)	
- Total pairs of faces compared		13	
- Pairs in which faces matched		13 (100%)	
			
Pre/Post-Test Photo	ID Photo	In-Test Error Detected (No Face Detected)	In-Test Error Detected (No Face Detected)
			
In-Test Error Detected (No Face Detected)	In-Test Photo	In-Test Photo	In-Test Photo
			
In-Test Photo	Pre/Post-Test Photo		

Minimum Qualification Guidelines - from O*Net

The following are suggestions from O*Net, the United States government's occupational information network, regarding prerequisites for this job type.

Item	
Educational Achievement	High School
Job-Related Training	6 Months - 1 Year
Job-Related Experience	1 - 2 Years

Report Preparation Notes

- Hiring decisions should never be based on a single source of information. The most effective use of this assessment report is as a part of a multi-faceted program of candidate evaluation that includes resume review, interviews, and reference checks.
- Overall vs Percentiles Scores: The overall score reflects the success in the test, based on the mean (average) and standard deviation of the test scores. The percentile score reflects the percentage of test-takers who scored equal or below this overall score. We recommend you use the Overall Score as your primary evaluation criteria. However, percentile scores can often be useful in comparing specific candidates against one another and with a group, such as for test takers in a certain organization or within a certain account.
- Note that comparison information is calculated based on completed instances of this assessment at that time the assessment is scored. As additional instances are completed, the comparative data may change. You can always update a report to the current values by clicking on "Recalculate Percentiles" within the online results viewing pages at www.hravatar.com.
- Most competency scores are norm-based, which means that they can be interpreted in terms of their distance from the average or mean score. For all scales, a score equal to the mean receives a score of 65 and scores above and below this value are set so that a score change of 15 equals one standard deviation.
- For linear competencies, higher is better across the entire scale. For these scales a score between 65 and 80 (light green) represents 0 to 1 standard deviation above the mean and a score above 80 (dark green) represents more than one standard deviation above the mean. Similarly, a score of 50 - 65 (yellow) represents 0 to 1 standard deviation below the mean, while a score of 35 - 50 (orange) equates to 1 to 2 standard deviations below the mean, and a score below 35 represents more than 2 standard deviations below the mean.
- This assessment makes use of data from the Occupational Information Network (O*NET), which is funded by the U.S. Federal Government - U.S. Department of Labor/Employment and Training Administration (USDOL/ETA) - as a primary source of occupational information. The O*NET database contains information on hundreds of standardized and occupation-specific descriptors that are continually updated by ongoing research. These data are used in preparing descriptive information as well as setting relative weights between competencies used in calculating the overall score. For additional information about O*NET, visit <http://www.onetcenter.org>.
- O*Net Standard Occupational Code (SOC) Used: 41-1011.00
- O*Net Version: 26.3
- Sim ID: 922-6, Key: 0-0, Rpt: 13, Prd: 384, Created: 2024-05-07 04:27 UTC
- UA: Mozilla/5.0 (Windows NT 6.3; Trident/7.0; Touch; rv:11.0) like Gecko

Score Calculation Detail

The following table provides a summary of how the overall score was calculated from the individual competency scores. Competency scores are calculated on a 0-100 scale by first calculating a Z statistic based on test-taker responses and then transforming the Z value to a scale with target mean and standard deviation. Certain competencies have a normal score distribution where it is best to be closest to the mean. For these competencies we modify the Z statistic by multiplying its absolute value by minus 1 for the overall score calculation. Next, to calculate the overall score, a weighted average of all modified competency Z statistics is computed and this weighted average is itself transformed to a Z statistic, which is then transformed to a score with the same target mean and standard deviation. Finally outlier scores are adjusted if they are below 0 or above 100.

Competency	Score	How applied to overall	Score Value Used	Weight (%)
Adaptable	71.7235	Z-Statistic	0.4482	2.9258
Attention to Detail	93.1717	Z-Statistic	1.8781	13.1762
Emotional Self-Awareness	91.3421	Z-Statistic	1.7561	2.8102
Emotional Self-Control	70.0532	Z-Statistic	0.3369	2.8102
Seeks Perfection	70.0011	Z-Statistic	0.3334	2.5146
Corporate Citizenship	10.0000	Z-Statistic	-3.6667	2.8249
Competitive	94.9477	Z-Statistic	1.9965	2.3495
Develops Relationships	72.4808	Z-Statistic	0.4987	2.1758
Enjoys Problem-Solving	86.5123	Z-Statistic	1.4342	2.2002
Empathy	80.0168	Z-Statistic	1.0011	2.1297
History Survey - Performance	69.2159	Z-Statistic	0.2811	7.1845
History Survey - Tenure	65.9321	Z-Statistic	0.0621	7.1845
Expressive and Outgoing	83.4434	Z-Statistic	1.2296	1.8335
Innovative and Creative	83.6589	Z-Statistic	1.2439	1.8597
Exhibits a Positive Work Attitude	96.9132	Z-Statistic	2.1275	2.9166
Analytical Thinking	83.0363	Z-Statistic	1.2024	11.8517
First-Line Supervision	86.2519	Z-Statistic	1.4168	28.7378
Needs Structure	86.5996	Z-Statistic	1.4400	2.5146
Weighted Average of Competency Z-Scores:				1.0531
Mean applied to Raw Weighted Avg:				0.0000
Standard Deviation applied to Raw Weighted Avg:				1.0000
Normalized Raw Score:				1.0531
Mean:				65.0000
Standard Deviation Used:				15.0000
Final Overall Score:				80.7964

Notes

(This area is intentionally blank - it's reserved as space for your notes.)