

Candidate: **Betty Penske**
Assessment: Advanced Digital Literacy
Completed: May 23, 2022
Prepared for: Susan Bookman



Test Results and Interview Guide

The Advanced Digital Literacy assessment measures key factors related to high performance and tenure in this job. Attribute types measured vary by test, but can include cognitive ability, skills, knowledge, personality characteristics, emotional intelligence, and past behavioral history. This report includes a one page summary, followed by detailed results with an embedded interview guide. Note that these results should always be used as a part of a balanced candidate selection process that includes independent evaluation steps, such as interviews and reference checks.

Overall

Candidate	Score	Interpretation
Betty Penske bettypenske@yourcompany.org Advanced Digital Literacy May 23, 2022 The candidate's score in this area indicates that the candidate has adequate knowledge of this topic to achieve above average job performance with little to no additional training.	74	 <div style="border: 1px solid gray; padding: 5px; margin-top: 10px;"> Key ▼ Candidate Score ■ Higher Risk ■ Lower Risk — Custom Baseline (Optional) </div>

Competency Summary

Competency	Score	Interpretation
Skills/Knowledge (relates to immediate readiness) Advanced Digital Literacy	74	

Comparison

Percentile scores indicate how the candidate compares to other test-takers within various groups. The candidate scored equal to or better than the fraction of test-takers indicated by the percentile.

Test-Taker Group	Percentile	0	10	20	30	40	50	60	70	80	90	100	
Global	74th												
United States	61st												
HR Avatar Data	68th												

Assessment Overview

This assessment provides an overall evaluation of the candidate's ability to find, evaluate, and clearly communicate information through various digital platforms in a business user context.

Detail

Candidate: **Betty Penske**, bettypenske@yourcompany.org
 Assessment: **Advanced Digital Literacy**
 Authorized: **May 23, 2022**, by Susan Bookman, HR Avatar Data Collection Account, sue.bookman@richardson.biz
 Started: **May 23, 2022 at 10:11:30 AM EST**
 Completed: **May 23, 2022 at 10:11:30 AM EST**
 Overall Score: **74**

Knowledge and Skills Detail

This section contains a list of job-related knowledge areas and skills that have been evaluated. Low scores in these areas often indicate that additional learning may be required before top performance can be achieved.

Detail	Interview Guide
<p>Advanced Digital Literacy Score: 74</p> <p><i>Description:</i> An overall evaluation of the candidate's ability to find, evaluate, and clearly communicate information through various digital platforms in a business user context.</p> <p><i>Interpretation:</i> Candidate should achieve above average job performance in this area with little or no training.</p> <p>The candidate's score in this area indicates that the candidate has adequate knowledge of this topic to achieve above average job performance with little to no additional training.</p>	<p>Describe how you feel your level of knowledge of the internet and computer will help you succeed in your role?</p> <p style="text-align: center;"> ★ 1 ★ 2 ★ 3 ★ 4 ★ 5 </p> <p>Admits low knowledge, or unable to describe how their knowledge will help them in role.</p> <p>Describes how their knowledge will help them succeed in their role.</p> <p>Describes and gives examples of how their knowledge will help them AND the organization succeed.</p> <hr/> <p>Tell us about a time when you failed to understand a digital/technology based task you were asked to do. How did you handle that situation?</p> <p style="text-align: center;"> ★ 1 ★ 2 ★ 3 ★ 4 ★ 5 </p> <p>They gave up or asked someone else to do the task.</p> <p>They asked for help on how to do the task.</p> <p>They took the initiative to research the task and learn how to do the skill needed to complete the task.</p>

Identity Confirmation Photos

The following photos of the candidate and any identification were uploaded during the assessment session.

Photo Analysis Results


- Risk:	Medium risk of cheating based on image inconsistencies
- Percent match among processed faces	100%
- Total images processed	17
- Total images with valid faces	14 (82%)
- Total pairs of faces compared	13
- Pairs in which faces matched	13 (100%)




Pre/Post-Test Photo




ID Photo




In-Test Error Detected (No Face Detected)




In-Test Error Detected (No Face Detected)




In-Test Error Detected (No Face Detected)




In-Test Photo




In-Test Photo



In-Test Photo



In-Test Photo



Pre/Post-Test Photo

Suspicious Activity

During the assessment, the system monitored the candidate for suspicious actions, such as switching to another application, or pressing a suspicious key. Actions detected during the assessment are listed below. However, additional actions may be detected during post assessment processing. Please be sure to visit the online results at www.hravatar.com for a complete list.

Date/Time	Action	Info
November 14, 2021 at 8:07:04 AM EST	Candidate - ID Card Mismatch.	Candidate face captured by camera did not match ID Card face. (1 Instances)
November 14, 2021 at 8:15:15 AM EST	Candidate - ID Card Mismatch.	Candidate face captured by camera did not match ID Card face. (1 Instances)
November 14, 2021 at 8:36:18 AM EST	Candidate - ID Card Mismatch.	Candidate face captured by camera did not match ID Card face. (1 Instances)

Date/Time	Action	Info
November 14, 2021 at 9:01:21 AM EST	Candidate - ID Card Mismatch.	Candidate face captured by camera did not match ID Card face. (1 Instances)
November 14, 2021 at 9:06:50 AM EST	Candidate - ID Card Mismatch.	Candidate face captured by camera did not match ID Card face. (1 Instances)
May 11, 2022 at 1:39:31 AM EST	Candidate - ID Card Mismatch.	Candidate face captured by camera did not match ID Card face. (0 Instances)
May 11, 2022 at 2:56:55 AM EST	Candidate - ID Card Mismatch.	Candidate face captured by camera did not match ID Card face. (0 Instances)
May 12, 2022 at 8:54:31 PM EST	Candidate - ID Card Mismatch.	Candidate face captured by camera did not match ID Card face. (0 Instances)

Report Preparation Notes

- Hiring decisions should never be based on a single source of information. The most effective use of this assessment report is as a part of a multi-faceted program of candidate evaluation that includes resume review, interviews, and reference checks.
- Overall vs Percentiles Scores: The overall score reflects the success in the test, based on the mean (average) and standard deviation of the test scores. The percentile score reflects the percentage of test-takers who scored equal or below this overall score. We recommend you use the Overall Score as your primary evaluation criteria. However, percentile scores can often be useful in comparing specific candidates against one another and with a group, such as for test takers in a certain organization or within a certain account.
- Note that comparison information is calculated based on completed instances of this assessment at that time the assessment is scored. As additional instances are completed, the comparative data may change. You can always update a report to the current values by clicking on "Recalculate Percentiles" within the online results viewing pages at www.hravatar.com.
- Most competency scores are norm-based, which means that they can be interpreted in terms of their distance from the average or mean score. For all scales, a score equal to the mean receives a score of 65 and scores above and below this value are set so that a score change of 15 equals one standard deviation.
- For linear competencies, higher is better across the entire scale. For these scales a score between 65 and 80 (light green) represents 0 to 1 standard deviation above the mean and a score above 80 (dark green) represents more than one standard deviation above the mean. Similarly, a score of 50 - 65 (yellow) represents 0 to 1 standard deviation below the mean, while a score of 35 - 50 (orange) equates to 1 to 2 standard deviations below the mean, and a score below 35 represents more than 2 standard deviations below the mean.
- Sim ID: 10946-1, Key: 0-0, Rpt: 16, Prd: 4207, Created: 2022-05-23 15:11 UTC
- UA: Mozilla/5.0 (Windows NT 6.3; Trident/7.0; Touch; rv:11.0) like Gecko

Score Calculation Detail

The following table provides a summary of how the overall score was calculated from each of the individual competency scores. First, all competency scores are calculated on a scale of 0-100. Note that some competencies use their color category rather than their actual numeric score in the overall calculation. For these, a standard score associated with the assigned color category is used in the overall score calculation rather than the actual numeric score. This is reflected in the "Score Value Used" column. Next, a weighted average of scores is computed using individual competency weights, typically set using job analysis data provided by the US Government Occupational Information Network (O*Net).

Competency	Score	How applied to overall	Score Value Used	Weight (%)
Advanced Digital Literacy	74.8022	Numeric Score	74.8022	100.0000
Weighted Average:				74.8022
Final Overall Score:				74

Notes

(This area is intentionally blank - it's reserved as space for your notes.)