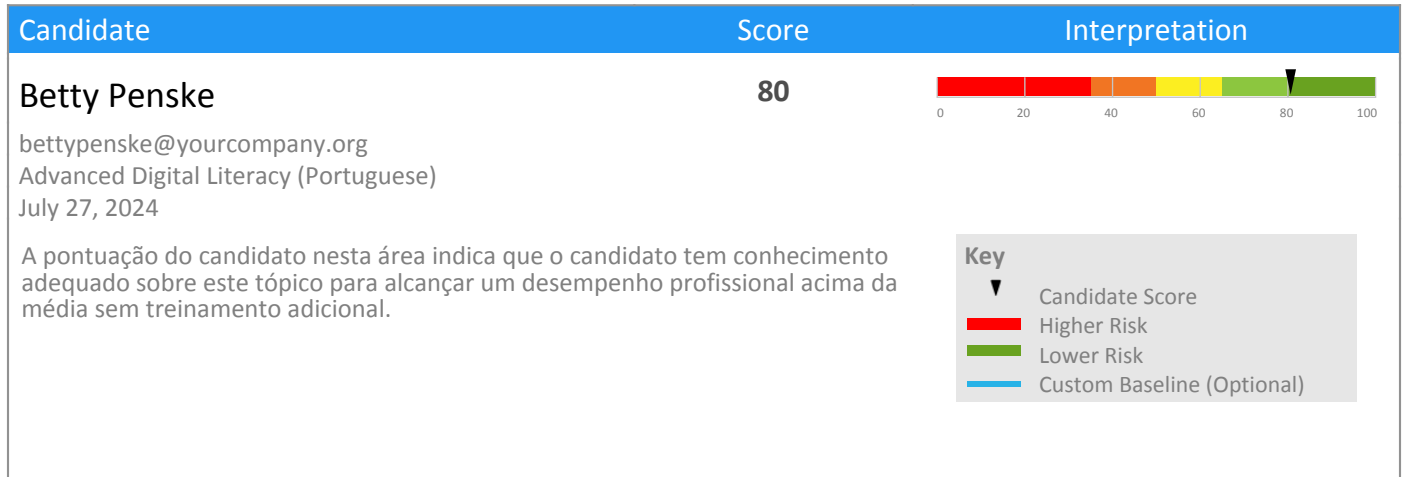


Candidate: **Betty Penske**
Assessment: Advanced Digital Literacy (Portuguese)
Completed: July 27, 2024
Prepared for: Susan Bookman
HR Avatar Data Collection Account

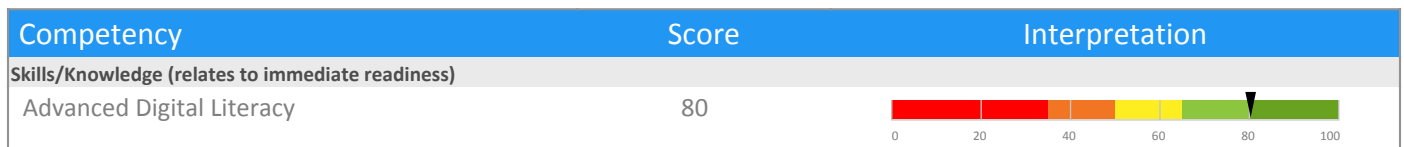
Test Results and Interview Guide

The Advanced Digital Literacy (Portuguese) assessment measures key factors related to high performance and tenure in this job. Attribute types measured vary by test, but can include cognitive ability, skills, knowledge, personality characteristics, emotional intelligence, and past behavioral history. This report includes a one page summary, followed by detailed results with an embedded interview guide. Note that these results should always be used as a part of a balanced candidate selection process that includes independent evaluation steps, such as interviews and reference checks.

Overall



Competency Summary



Comparison

Percentile scores indicate how the candidate compares to other test-takers within various groups. The candidate scored equal to or better than the fraction of test-takers indicated by the percentile.


Test-Taker Group	Percentile	0	10	20	30	40	50	60	70	80	90	100	
Global	80th												
United States	66th												
HR Avatar Data	74th												

Detail

Candidate: **Betty Penske**, bettypenske@yourcompany.org
 Assessment: Advanced Digital Literacy (Portuguese)
 Authorized: July 27, 2024, by Susan Bookman, HR Avatar Data Collection Account, sue.bookman@richardson.biz
 Started: July 27, 2024, 7:29:29AM EST
 Completed: July 27, 2024, 7:29:29AM EST
 Overall Score: 80

Knowledge and Skills Detail

This section contains a list of job-related knowledge areas and skills that have been evaluated. Low scores in these areas often indicate that additional learning may be required before top performance can be achieved.

Detail	Interview Guide
<p>Advanced Digital Literacy Score: 80</p>  <p><i>Description:</i> Uma avaliação geral da capacidade do candidato de encontrar, avaliar e comunicar claramente informações por meio de várias plataformas digitais em um contexto de usuário empresarial.</p> <p><i>Interpretation:</i> Candidate should achieve superior job performance in this area with little or no training.</p> <p>A pontuação do candidato nesta área indica que o candidato tem conhecimento adequado sobre este tópico para alcançar um desempenho profissional acima da média sem treinamento adicional.</p>	<p>Descreva como acha que seu nível de conhecimento de Internet e computador ajudará você a ter sucesso no seu cargo.</p> <div style="display: flex; justify-content: space-around; align-items: center;"> <div style="text-align: center;">★ 1 Admite baixo conhecimento ou é incapaz de descrever como seu conhecimento ajudará no cargo.</div> <div style="text-align: center;">★ 2 Descreve como seu conhecimento ajudará a ter sucesso no cargo.</div> <div style="text-align: center;">★ 3 Descreve como seu conhecimento ajudará a ter sucesso no cargo.</div> <div style="text-align: center;">★ 4 Descreve como seu conhecimento ajudará a ter sucesso no cargo.</div> <div style="text-align: center;">★ 5 Descreve como seu conhecimento ajudará a ter sucesso no cargo.</div> </div> <hr style="width: 50%; margin: 20px auto;"/> <p>Descreva uma ocasião em que não entendeu uma tarefa digital/tecnológica que foi solicitada a você. Como você lidou com essa situação?</p> <div style="display: flex; justify-content: space-around; align-items: center;"> <div style="text-align: center;">★ 1 Desistiu ou pediu a outra pessoa para fazer a tarefa.</div> <div style="text-align: center;">★ 2 Pediu ajuda para aprender a fazer a tarefa.</div> <div style="text-align: center;">★ 3 Pediu ajuda para aprender a fazer a tarefa.</div> <div style="text-align: center;">★ 4 Tomou a iniciativa de pesquisar e aprender a habilidade necessária para concluir a tarefa.</div> <div style="text-align: center;">★ 5 Tomou a iniciativa de pesquisar e aprender a habilidade necessária para concluir a tarefa.</div> </div>

Identity Confirmation Photos

The following photos of the candidate and any identification were uploaded during the assessment session.

Photo Analysis Results

- Risk:	Medium risk of cheating based on image inconsistencies
- Percent match among processed faces	100%
- Total images processed	17
- Total images with valid faces	14 (82%)
- Total pairs of faces compared	13
- Pairs in which faces matched	13 (100%)



Pre/Post-Test Photo



ID Photo



In-Test Error Detected (No Face Detected)



In-Test Error Detected (No Face Detected)



In-Test Error Detected (No Face Detected)



In-Test Photo



In-Test Photo



In-Test Photo



In-Test Photo



Pre/Post-Test Photo

Report Preparation Notes

- Hiring decisions should never be based on a single source of information. The most effective use of this assessment report is as a part of a multi-faceted program of candidate evaluation that includes resume review, interviews, and reference checks.
- Overall vs Percentiles Scores: The overall score reflects the success in the test, based on the mean (average) and standard deviation of the test scores. The percentile score reflects the percentage of test-takers who scored equal or below this overall score. We recommend you use the Overall Score as your primary evaluation criteria. However, percentile scores can often be useful in comparing specific candidates against one another and with a group, such as for test takers in a certain organization or within a certain account.
- Note that comparison information is calculated based on completed instances of this assessment at that time the assessment is scored. As additional instances are completed, the comparative data may change. You can always update a report to the current values by clicking on 'Recalculate Percentiles' within the online results viewing pages at www.hravatar.com.
- Most competency scores are norm-based, which means that they can be interpreted in terms of their distance from the average or mean score. For all scales, a score equal to the mean receives a score of 65 and scores above and below this value are set so that a score change of 15 equals one standard deviation.
- For linear competencies, higher is better across the entire scale. For these scales a score between 65 and 80 (light green) represents 0 to 1 standard deviation above the mean and a score above 80 (dark green) represents more than one standard deviation above the mean. Similarly, a score of 50 - 65 (yellow) represents 0 to 1 standard deviation below the mean, while a score of 35 - 50 (orange) equates to 1 to 2 standard deviations below the mean, and a score below 35 represents more than 2 standard deviations below the mean.
- Sim ID: 15884-1, Key: 0-0, Rpt: 68, Prd: 6735, Created: 2024-07-27 12:29 UTC
- UA: Mozilla/5.0 (Windows NT 6.3; Trident/7.0; Touch; rv:11.0) like Gecko

Score Calculation Detail

The following table provides a summary of how the overall score was calculated from each of the individual competency scores. First, all competency scores are calculated on a scale of 0-100. Note that some competencies use their color category rather than their actual numeric score in the overall calculation. For these, a standard score associated with the assigned color category is used in the overall score calculation rather than the actual numeric score. This is reflected in the "Score Value Used" column. Next, a weighted average of scores is computed using individual competency weights, typically set using job analysis data provided by the US Government Occupational Information Network (O*Net).

Competency	Score	How applied to overall	Score Value Used	Weight (%)
Advanced Digital Literacy	80.4583	Numeric Score	80.4583	100.0000
Weighted Average:				80.4583
Final Overall Score:				80

Notes

(This area is intentionally blank - it's reserved as space for your notes.)