

Candidate: **Betty Penske**
Assessment: Home Health Aide (Short, Portuguese)
Completed: July 27, 2024
Prepared for: Susan Bookman
HR Avatar Data Collection Account

Test Results and Interview Guide

The Home Health Aide (Short, Portuguese) assessment measures key factors related to high performance and tenure in this job. Attribute types measured vary by test, but can include cognitive ability, skills, knowledge, personality characteristics, emotional intelligence, and past behavioral history. This report includes a one page summary, followed by detailed results with an embedded interview guide. Note that these results should always be used as a part of a balanced candidate selection process that includes independent evaluation steps, such as interviews and reference checks.

Overall

Candidate	Score	Interpretation
Betty Penske bettypenske@yourcompany.org Home Health Aide (Short, Portuguese) July 27, 2024 A pontuação do candidato nesta área indica que o candidato tem conhecimento adequado sobre cuidados de auxiliar de saúde domiciliar para alcançar um desempenho profissional acima da média sem treinamento adicional.	89	

Key

- ▼ Candidate Score
- Higher Risk
- Lower Risk
- Custom Baseline (Optional)

Competency Summary

Competency	Score	Interpretation
Skills/Knowledge (relates to immediate readiness)		
Home Health Practitioner Core Knowledge	89	

Comparison

Percentile scores indicate how the candidate compares to other test-takers within various groups. The candidate scored equal to or better than the fraction of test-takers indicated by the percentile.












Test-Taker Group	Percentile	0	10	20	30	40	50	60	70	80	90	100	
Global	89th												
United States	74th												
HR Avatar Data	82nd												

Detail

Candidate: **Betty Penske**, bettypenske@yourcompany.org
 Assessment: Home Health Aide (Short, Portuguese)
 Authorized: July 27, 2024, by Susan Bookman, HR Avatar Data Collection Account, sue.bookman@richardson.biz
 Started: July 27, 2024, 10:27:37AM EST
 Completed: July 27, 2024, 10:27:37AM EST
 Overall Score: 89

Knowledge and Skills Detail

This section contains a list of job-related knowledge areas and skills that have been evaluated. Low scores in these areas often indicate that additional learning may be required before top performance can be achieved.

Detail	Interview Guide
<p>Home Health Practitioner Core Knowledge Score: 89</p>  <p><i>Description:</i> Essa escala reflete o grau em que um indivíduo pode auxiliar e cuidar efetivamente de outras pessoas na casa delas. Pontuações altas nesta escala indicam que a pessoa provavelmente será capaz de se comunicar de forma eficaz com pacientes e supervisores, manter registros dos pacientes, documentar informações e fornecer os cuidados necessários para os pacientes. Pontuações baixas nesta escala indicam que a pessoa pode ter dificuldades de comunicação, não fornecer documentação adequada nem ter os conhecimentos indispensáveis para fornecer os cuidados necessários para os pacientes.</p> <p><i>Interpretation:</i> Candidate should achieve superior job performance in this area with little or no training.</p> <p>A pontuação do candidato nesta área indica que o candidato tem conhecimento adequado sobre cuidados de auxiliar de saúde domiciliar para alcançar um desempenho profissional acima da média sem treinamento adicional.</p>	<p>Como você lidaria com conflitos com um paciente?</p> <div style="display: flex; justify-content: space-around; align-items: center;"> <div style="text-align: center;">  1 O candidato demonstra que não tem habilidades boas de resolução de conflitos, habilidades de comunicação nem empatia. </div> <div style="text-align: center;">  2 O candidato demonstra que tem habilidades de resolução de conflitos e habilidades de comunicação adequadas. </div> <div style="text-align: center;">  3 O candidato demonstra que tem habilidades de resolução de conflitos e habilidades de comunicação e empatia excelentes. </div> <div style="text-align: center;">  4 </div> <div style="text-align: center;">  5 </div> </div> <hr/> <p>Fale de um momento em que um paciente ficou insatisfeito com seus cuidados. Como você lidou com essa situação?</p> <div style="display: flex; justify-content: space-around; align-items: center;"> <div style="text-align: center;">  1 O paciente estava insatisfeito porque o candidato fez algo errado/inaceitável. O candidato não lidou bem com a situação. </div> <div style="text-align: center;">  2 O exemplo demonstra que o candidato estava fornecendo cuidados adequados. O candidato lidou bem com a situação. </div> <div style="text-align: center;">  3 O exemplo demonstra que o candidato estava provendo cuidados com excelência. O candidato lidou bem com a situação. </div> <div style="text-align: center;">  4 </div> <div style="text-align: center;">  5 </div> </div>

Identity Confirmation Photos

The following photos of the candidate and any identification were uploaded during the assessment session.

Photo Analysis Results

- Risk:	Medium risk of cheating based on image inconsistencies
- Percent match among processed faces	100%
- Total images processed	17
- Total images with valid faces	14 (82%)
- Total pairs of faces compared	13
- Pairs in which faces matched	13 (100%)



Pre/Post-Test Photo



ID Photo



In-Test Error Detected (No Face Detected)



In-Test Error Detected (No Face Detected)



In-Test Error Detected (No Face Detected)



In-Test Photo



In-Test Photo



In-Test Photo



In-Test Photo



Pre/Post-Test Photo

Report Preparation Notes

- Hiring decisions should never be based on a single source of information. The most effective use of this assessment report is as a part of a multi-faceted program of candidate evaluation that includes resume review, interviews, and reference checks.
- Overall vs Percentiles Scores: The overall score reflects the success in the test, based on the mean (average) and standard deviation of the test scores. The percentile score reflects the percentage of test-takers who scored equal or below this overall score. We recommend you use the Overall Score as your primary evaluation criteria. However, percentile scores can often be useful in comparing specific candidates against one another and with a group, such as for test takers in a certain organization or within a certain account.
- Note that comparison information is calculated based on completed instances of this assessment at that time the assessment is scored. As additional instances are completed, the comparative data may change. You can always update a report to the current values by clicking on 'Recalculate Percentiles' within the online results viewing pages at www.hravatar.com.
- Most competency scores are norm-based, which means that they can be interpreted in terms of their distance from the average or mean score. For all scales, a score equal to the mean receives a score of 65 and scores above and below this value are set so that a score change of 15 equals one standard deviation.
- For linear competencies, higher is better across the entire scale. For these scales a score between 65 and 80 (light green) represents 0 to 1 standard deviation above the mean and a score above 80 (dark green) represents more than one standard deviation above the mean. Similarly, a score of 50 - 65 (yellow) represents 0 to 1 standard deviation below the mean, while a score of 35 - 50 (orange) equates to 1 to 2 standard deviations below the mean, and a score below 35 represents more than 2 standard deviations below the mean.
- Sim ID: 16043-1, Key: 0-0, Rpt: 68, Prd: 6997, Created: 2024-07-27 15:27 UTC
- UA: Mozilla/5.0 (Windows NT 6.3; Trident/7.0; Touch; rv:11.0) like Gecko

Score Calculation Detail

The following table provides a summary of how the overall score was calculated from the individual competency scores. Competency scores are calculated on a 0-100 scale by first calculating a Z statistic based on test-taker responses and then transforming the Z value to a scale with target mean and standard deviation. Certain competencies have a normal score distribution where it is best to be closest to the mean. For these competencies we modify the Z statistic by multiplying its absolute value by minus 1 for the overall score calculation. Next, to calculate the overall score, a weighted average of all modified competency Z statistics is computed and this weighted average is itself transformed to a Z statistic, which is then transformed to a score with the same target mean and standard deviation. Finally outlier scores are adjusted if they are below 0 or above 100.

Competency	Score	How applied to overall	Score Value Used	Weight (%)
Home Health Practitioner Core Knowledge	89.8148	Z-Statistic	1.6543	100.0000

Weighted Average of Competency Z-Scores:	1.6543
Mean applied to Raw Weighted Avg:	0.0000
Standard Deviation applied to Raw Weighted Avg:	1.0000
Normalized Raw Score:	1.6543
Mean:	65.0000
Standard Deviation Used:	15.0000
Final Overall Score:	89.8148

Notes

(This area is intentionally blank - it's reserved as space for your notes.)